

The Kaps SOM®-Series

The economical modern version for
ENT practice and minor operations

Small, compact and flexible – the ENT examination microscopes of the Kaps SOM® Series provide you with everything you could want in terms of accessories and variability. The combination of time-tested, nearly indestructible mechanical parts with outstanding (apochromatic) optics, powerful illumination and exact, smooth positioning ensures ergonomic, fatigue-free functioning in everyday practice, with crystal-clear three-dimensional imaging characterised by great depth of focus and extraordinary colour brilliance. The result: a rapid, precise diagnosis for your patient.

Of course we also offer various opportunities for documentation – from the integrated Vision video system through the adaptation of commercially available C-mount cameras to the utilisation of existing endoscopic cameras via our endocoupler – everything is possible.

Thanks to the different mounting systems, installation is possible on walls, ceilings, examination units or rollable floor stands, so an optimal solution is available for every kind of spatial requirement.



The Kaps SOM®-Series offers you:

- Precise and simple handling
- Simple and inexpensive maintenance, because all parts subject to wear can be accessed externally
- Optimal integration into your practice through wall or ceiling mounting, adaptation for ENT units or roller tripods
- Simple and rapid replacement of the lenses (in 50 mm succession) and of the eyepieces
- Various magnification systems (3-step or 5-step or manual Zoom 1-6 fold) to choose from
- Selection among various lighting systems (cold light or direct halogen illumination)
- Integrated tilt switch
- Direct adaptation of existing endoscopic cameras via endocoupler
- Integrated video system “Vision”
- Adaptation for all standard C-mount cameras



Accessories

Integrated endoscope camera adapter
(adaptation for competitor models possible)

www.grips-design.de 05.10
We reserve the right to changes without notice due to technical developments. SOM® registered in Germany.
Photos may show optional accessories.

Technical data

Some versions optional at additional charge

Illumination	Coaxial cold light illumination (15V/150W) or direct halogen illumination 12V/100W – both versions with ready-to-use replacement lamp
Lenses	Interchangeable lenses ranging from 200 mm to 400 mm in 50 mm increments Lens f = 200 mm and f = 250 mm with integrated focusing (14 mm)
Binocular tubes	Straight tube f = 125 mm or f = 159 mm, optional articulated tube f = 182 mm 0-210°
Eyepiece	Eyepiece WF 12.5 x V or WF 10 x V (with diopter adjustment)
Magnification	3-step changer 5-step changer or manual zoom 1-6 step
Fine focussing	Manual 40 mm fine focussing (optional)
Secondary viewer	Binocular or monocular
Video camera	Adaptation of C-mount video cameras via beam splitter and TV tube
Integrated video camera (Vision)	1/4" CCD colour video camera, Y/C (S-VHS), FBAS (Composite), 752 (H) x 582 (V) PAL
Integrated endoscopic adapter	For direct adaptation for existing endoscopic cameras
Iris diaphragm, green filter, spot illumination	Optional
Grips	Extensive product array including various grips

Enlargement factors

3-step and 5-step magnification unit with tube f = 125 mm

Enlargement factor	0.4	0.63	1.0	1.6	2.5	Lens f = 200 mm eyepiece magnification 12.5 x V
Magnification	3.2	5	8	12.8	20	
Field of vision Ø in mm	52	34	22	14	8.5	



Karl Kaps GmbH & Co.KG • P.O. Box 12 25 • 35608 Asslar/Wetzlar
Fon (+49) 64 41 8 07 04-0 • Fax (+49) 64 41 8 59 85
www.kaps-optik.de • e-mail: info@kaps-optik.de

The Kaps SOM®-Series

Stereo Examination Microscopes for ENT Specialists



The variable space-saving
system for every ENT practice

SOM® 22



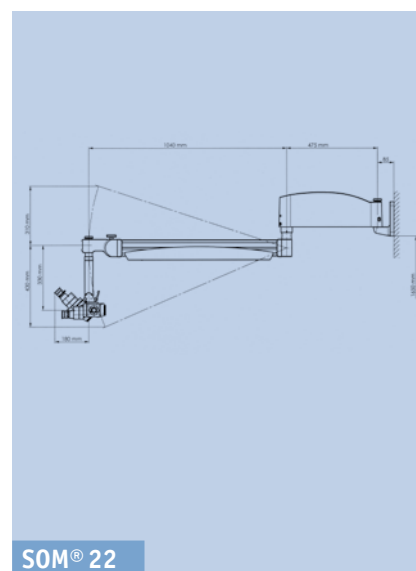
SOM® 22 Cold light,
3-step changer,
pistol grip

Kaps SOM® 22

for wall mounting and ENT units

The SOM® 22 is the version for wall installation and for utilisation with ENT units. When used in combination with a column, this version can also be used for mounting on the ENT units provided by all leading manufacturers. When ordering a unit, you need order in addition only one column for Kaps microscopes (or better order the SOM® 22 directly from the unit manufacturer).

Because the illumination unit of the SOM® 22 is integrated into the swivel arm – unlike most competing products, which require a light source attachment – the microscope can be mounted on the wall in a space-saving fashion. As a result, the SOM® 22 harmonises better with the ENT unit on which it is mounted than do other products on the market.



SOM® 22

SOM® 32

Kaps SOM® 32

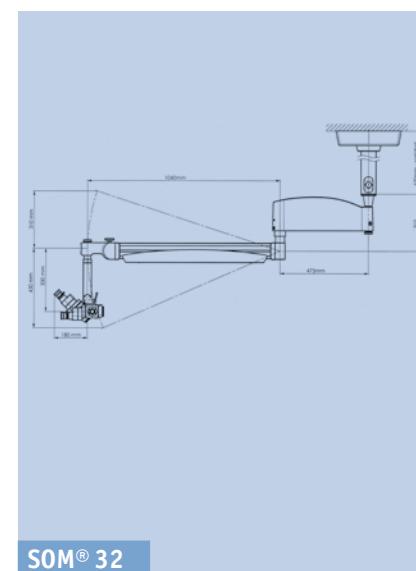
for ceiling mounting

Except for ceiling mounting, the SOM® 32 is identical to the SOM® 22. The prerequisite for ceiling mounting is a stable concrete ceiling. Precise vertical assembly of the ceiling column is possible with the ceiling adjustment fixture included in the scope of supply.



SOM® 32 Halogen illumination,
3-step changer, pistol grip

SOM® 32 Halogen illumination,
3-step changer, pistol grip



SOM® 32

SOM® 62

Kaps SOM® 62

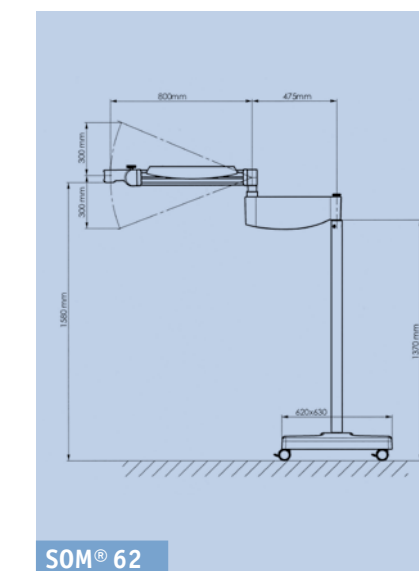
on rollable floor stand

There are a variety of different floor stand available for the SOM® 62 depending on application.



SOM® 62 Cold light,
3-step changer

Also available with star base



SOM® 62